

Class I & II

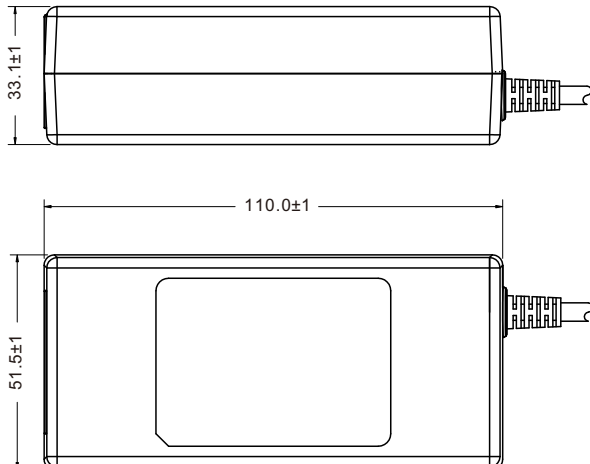
Product Features

- Medical safety approvals
- 2 MOPP input to output isolation
- Leakage current $\leq 100\mu\text{A}$
- Up to 5,000m operating altitude
- Energy efficiency level VI
- $\leq 0.1\text{W}$ standby power



Models & Ratings

Model Number	Voltage ^(*)	Current	Rated Power	Ripple & Noise (max) ^(*)	Voltage Tolerance	Line & Load Regulation	Efficiency (Average)	Start Up Delay
UES48DZ-XXXYYSPA	9.0-10.0	0.01-4.00	40.00W	200mV	±5%	Line: ±2% Load: ±5%	87.60%	≤3s
	10.1-11.0	0.01-4.00	44.00W	200mV	±5%		87.70%	≤3s
	11.1-12.0	0.01-4.00	48.00W	200mV	±5%		87.77%	≤3s
	12.1-13.0	0.01-3.96	48.00W	200mV	±5%		87.77%	≤3s
	13.1-14.0	0.01-3.66	48.00W	200mV	±5%		87.77%	≤3s
	14.1-15.0	0.01-3.40	48.00W	200mV	±5%		87.77%	≤3s
	18.0-19.0	0.01-2.67	48.00W	200mV	±5%		87.77%	≤3s
	19.1-20.0	0.01-2.52	48.00W	200mV	±5%		87.77%	≤3s
	20.1-21.0	0.01-2.40	48.00W	200mV	±5%		87.77%	≤3s
	21.1-22.0	0.01-2.29	48.00W	240mV	±5%		87.77%	≤3s
	22.1-23.0	0.01-2.18	48.00W	240mV	±5%		87.77%	≤3s
	23.1-24.0	0.01-2.00	48.00W	240mV	±5%		87.77%	≤3s
	28.0-29.0	0.01-1.71	48.00W	300mV	±5%		87.77%	≤3s
	29.1-30.0	0.01-1.64	48.00W	300mV	±5%		87.77%	≤3s
	30.1-31.0	0.01-1.59	48.00W	300mV	±5%		87.77%	≤3s
	31.1-32.0	0.01-1.55	48.00W	300mV	±5%		87.77%	≤3s
	32.1-33.0	0.01-1.50	48.00W	300mV	±5%		87.77%	≤3s
	33.1-34.0	0.01-1.45	48.00W	300mV	±5%		87.77%	≤3s
	34.1-35.0	0.01-1.41	48.00W	350mV	±5%		87.77%	≤3s
	35.1-36.0	0.01-1.33	48.00W	350mV	±5%		87.77%	≤3s


Mechanical Details




Interchangeable AC Plug Options




C8(D1)



C6(D2)



C14(D3)



C18(D4)

Unit: mm

Notes

(*1) Other options are available, please contact our sales representative for details.

(*2) Measured at output connector with 20MHz bandwidth and 0.1uF ceramic in parallel with 10uF electrolytic capacitors.

Input

Input Voltage Range	90-264VAC
Frequency Range	47-63Hz
Input Current	1.3A at 90VAC
Inrush Current	100A max at 240VAC cold start
Touch Leakage Current ^(max)	≤ 100µA at 264VAC

Environmental

Operating Temperature	0°C to 40°C
Storage Temperature	-40°C to 80°C
Operating Humidity	10% to 90% RH, non-condensing
Storage Humidity	5% to 95% RH
Operating Altitude	5,000m

General

Dimensions	110.0(L) 51.5(W) 33.1(H)mm
Weight	205g
MTBF	>100,000hrs Telcordia_SR-332 at 25°C
Isolation	5,656VDC Input to Output

Protection

Overload	110-160% rated output power, auto recovery
Over Voltage	Min 120% rated output voltage input to reset
Short Circuit	Trip and restart (hiccup mode)

Safety Approvals

Safety Agency / Mark	Medical	ITE
CB	IEC60601-1	IEC62368-1
Tuv SuD/mark	EN60601-1	-
Tuv SuD NRTL	ANSI/AAMI ES60601-1 CAN/CSA C22.2 NO. 60601-1	-
Tuv SuD PSE	-	J62368-1
CE	-	EN62368-1

EMC

Emissions	Medical
Conducted	IEC/EN 60601-1-2, CISPR 11
Radiated	IEC/EN 60601-1-2, CISPR 11
Harmonic Currents	EN61000-3-2, Class A
Voltage Flicker	EN61000-3-3
Immunity	IEC/EN 60601-1-2
ESD	EN61000-4-2 ±15kV air, ±8kV contact
Radiated Immunity	EN61000-4-3 10V/m, 3V/m 80MHz - 2.7GMHz
EFT/Burst	EN61000-4-4 ±2kV on AC port, ±1kV on signal ports
Surge	EN61000-4-5 ±1KV line to line, ±2KV line to GND
Conducted Immunity	EN61000-4-6 3Vrms, 6Vrms (0.15MHz-80MHz)
Magnetic Field	EN61000-4-8 30 A/m
Dips & Interruptions	EN61000-4-11 0%, 70%, 0% of UT

Others

Dielectric Withstand Voltage	4000VAC input to output
Insulation Resistance	10M Ohms, 500VDC input to output