


HBU40 series

V1.1

The HBU40 series of AC/DC switching mode power supplies provide 40 Watts of continuous output power. All supplies are UL94V-1 min compliant. All models meet FCC Part-18, CISPR-11 and EN55011 class B emission Limits, IEC 60601-1-2:2014 and are designed to comply with UL/cUL, TUV T-mark and conformity assessment in CE marking. All units are 100% burned in and tested.

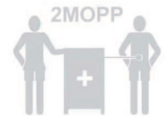
RoHS2
2011/65/EU



40W Open Frame Medical Grade Power Supply

FEATURES:

- * Wide Operating Voltage, 80 to 275 VAC, 47 to 63 Hz
- * Single Output
- * Over Load protection
- * Input to Output : 2MOPP
- * Size : 1"x4"x1.28"
- * High ESD immunity
- * Suitable professional healthcare facility
- * Ultra low earth leakage current
- * 3 year warranty



APPLICATIONS:

- * Breathing Therapy Device
- * Blood Pressure system
- * Portable medical device
- * ECG \ EEG
- * Medical Tablet

GENERAL SPECIFICATION:

- * **Short Circuit Protection:** Auto Recovery
- * **Cooling:** Free Air Convection
- * **Flammability Rating:** UL94V-1
- * **Protection Classes:** Double insulated, Class II
- * **Safety:** IEC60601-1 Edition3.1, ES60601-1:2005(R2012), CSAC22.2 NO.60601-1:14, EN60601-1:2006/A1:2013

APPROVALS:



Electrical Characteristics:

Symbol	Characteristic	Condition	Min.	Typ.	Max.	Unit
Vins	Safety Approval Input Voltage Range	Safety Approval & Specification in Label	100		240	VAC
Vin	Input Operate Voltage Range	Detail to see Fig.1 (Derate linearly from 100% load at 90VAC to 80% load at 80VAC)	80		275	VAC
Fi	Input Frequency	Sine wave	47		63	Hz
Po	Output Power Range	See Rating Chart			40	W
Iil	Low Line Input Current	Full Load, Vin=100VAC			1.0	A
Iih	High Line Input Current	Full Load, Vin=240VAC			0.6	A
Irl	Low Line Input Inrush Current	Full Load, 25°C, Cool start, Vin=100VAC			30	A
Irh	High Line Input Inrush Current	Full Load, 25°C, Cool start, Vin=240VAC			60	A
η	Efficiency	Full Load, Vin=230VAC, Detail to see Rating Chart	See Rating Chart			
ΔVoi	Line Regulation	Full Load, Vin=100~120VAC or 200~240VAC			1	%
OLP	Over Load Protection	Recovers automatically after fault condition is removed	110		150	%
ttr	Time of Transient Response	Io=Full Load to Half Load, Vin=100VAC			4	ms
thu	Hold-Up Time	Full Load, Vin=110VAC	See Rating Chart			
ts	Start-up time	Full Load, Vin=100~240VAC			2	s
Tc	Temperature Coefficient	All Condition			±0.04	%/°C
HV	Dielectric Withstanding Voltage (P-S)	Primary to Secondary, limit current <10mA			4000	VAC
EMI	EMC Emission	Compliance to EN55011 (CISPR11), EN60601-1-2	B			Class

Environmental:

Symbol	Characteristic	Condition	Min.	Typ.	Max.	Unit
To	Operating Temperature	Detail to see Fig.2 (Derate linearly from 100% load at 40°C to 50% load at 70°C)	-10		70	°C
Ts	Storage Temperature	10 ~ 95% RH	-40		85	°C
Ho	Operating Humidity	non-condensing	0		95%	RH
Hs	Storage Humidity		0		95%	RH
ESDa	Electro Static Discharge	Air Discharge, IEC61000-4-2			15	kV
ESDc	Electro Static Discharge	Contact Discharge, IEC61000-4-2			8	kV
MTBF	Mean Time Between Failure	Operating Temperature at 25°C, Calculated per MIL-HDBK-217F	200k			h
ELEV	Operating Altitude (Elevation)	All condition			3000	m
VBR	Vibration	10 ~ 500Hz, 10min./1cycle, 60min. each along X, Y, Z axes			5	G
Vsl	Surge Voltage	Line-Neutral			1	kV
Vsg	Surge Voltage	Line-PE & Neutral-PE			2	kV

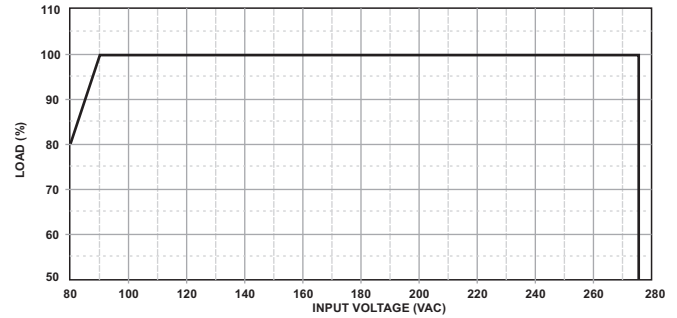
HBU40 series

V1.1

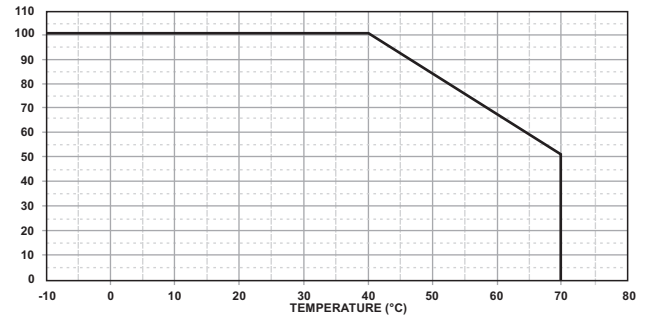
40W Open Frame Medical Grade Power Supply

SPECIFICATION NOTE :

- Output can provide up to peak load when the power supply starts up. Continuous staying in more than rated load is not allowed.
- At factory, in 60% rated load condition, each output is checked to be within voltage accuracy.
- Line regulation is defined by changing $\pm 10\%$ of input voltage from nominal line at rated load.
- Load regulation is defined by changing $\pm 40\%$ of measured output load from 60% rated load.
- Ripple & noise is measured by using 20MHz bandwidth limited oscilloscope and terminated each output with a 0.47uF capacitor at rated load and nominal line.
- Hold up time is measured from the end of the last charging pulse to the time which the main output drops down to low limit of main output at rated load and nominal line.
- Efficiency is measured at rated load, and nominal line.

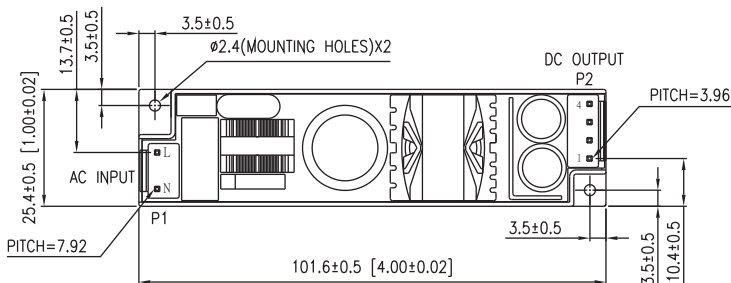


(FIG.1) INPUT VOLTAGE DERATING CURVE



(FIG.2) TEMPERATURE DERATING CURVE

MECHANICAL DIMENSIONS: (UNIT: mm)



PACKING :

- Net weight: 75g approx.
- Input connector mates with JST housing VHR-3N and JST SVH series crimp terminal.
- Output connector mates with JST housing VHR-4N and JST SVH series crimp terminal.

PIN CHART

MODEL	PIN	1	2	3	4
HBU40-1XX		OUT	OUT	RTN	RTN

Rating Chart:

MODEL NO.	Setting Voltage Range (Factory setting, can't be adjusted)		Output Current (Based on the output volt.)		Maximum Output Power (W)	Ripple & Noise		Total Regulation (%)	Typ. Efficiency (%)	Typ. No Load Consumption (W)	Hold-Up Time (ms)	Protection Mode
	min	max	min	max		min	max					
	(VDC)	(VDC)	(A)	(A)		(mVp-p)	(mVp-p)					
HBU40-102	5.0	6.0	4.66	5.60	28	50	60	± 5	79	0.1	12	Hiccup
HBU40-103	6.0	8.0	4.00	5.33	32	60	80	± 5	80	0.1	12	Hiccup
HBU40-104	8.0	11.0	3.28	4.50	36	80	110	± 5	85	0.1	12	Hiccup
HBU40-105	11.0	13.0	3.07	3.63	40	110	130	± 5	87.5	0.1	12	Hiccup
HBU40-106	13.0	16.0	2.50	3.07	40	130	160	± 5	88	0.1	12	Hiccup
HBU40-107	16.0	21.0	1.90	2.50	40	160	210	± 5	88	0.1	12	Hiccup
HBU40-108	21.0	27.0	1.48	1.90	40	210	270	± 3	88	0.1	12	Hiccup
HBU40-109	27.0	33.0	1.21	1.48	40	270	330	± 3	88	0.1	12	Hiccup
HBU40-110	33.0	40.0	1.00	1.21	40	330	400	± 3	88	0.15	12	Hiccup
HBU40-111	40.0	50.0	0.80	1.00	40	400	500	± 3	88	0.15	12	Hiccup
HBU40-112	50.0	59.0	0.68	0.80	40	500	590	± 3	88	0.15	12	Hiccup