

IPU130 series

V1.1

The IPU130 series of AC/DC switching mode power supplies provide 130 Watts of continuous output power. All supplies are UL 94V-1 min compliant. All models meet FCC Part-15 class B and CISPR-22 class B emission Limits and are designed to comply with UL/c-UL, Tntertek/GS and CE marking conformity assessment. All units are 100% burned in and tested.


RoHS2
2011/65/EU

130W External Power Supply for Industrial Purpose

FEATURES:

- * Wide Operating Voltage, 90 to 260 VAC, 47 to 63 Hz
- * IEC-320-C14 Input Inlet
- * Single and Dual Output
- * Crowbar Mode Over Voltage Protection
- * Active Power Factor Correction
- * Long Hold Up Times (50ms)
- * Option : Mounting Tab and Desk Top
- * Operating temperature -20~70°C
- * 5 year warranty

APPLICATIONS:

- * Printer
- * Industrial PC
- * Power Tools
- * DC Moto
- * AV Equipment
- * LED Lighting

GENERAL SPECIFICATION:

- * **Short Circuit Protection:** Auto Recovery
- * **Cooling:** Free Air Convection
- * **Flammability Rating:** UL94V-1
- * **Protection Classes:** Class I
- * **Safety:** UL 60950-1:2nd Edition, CSA C22.2 No.60950-1-07
IEC 60950-1:2005 /A2:2013, EN60950-1:2006 /A2:2013
The IPU130-101~112 is available on CCC mark

APPROVALS:



Electrical Characteristics:

Symbol	Characteristic	Condition	Min.	Typ.	Max.	Unit
Vins	Safety Approval Input Voltage Range	Safety Approval & Specification in Label	100		240	VAC
Vin	Input Operate Voltage Range	Detail to see Fig.1	90		260	VAC
Fi	Input Frequency	Sine wave	47		63	Hz
PF	Power Factor Correction	Io=Full load, Vin=240VAC	0.95		1	
Po	Output Power Range	See Rating Chart			130	W
Iil	Low Line Input Current	Full Load, Vin=100VAC		3.2		A
Iih	High Line Input Current	Full Load, Vin=240VAC		1.3		A
IrI	Low Line Input Inrush Current	Full Load, 25°C, Cool start, Vin=100VAC			30	A
Irh	High Line Input Inrush Current	Full Load, 25°C, Cool start, Vin=240VAC			72	A
Ik	Safety Ground Leakage Current	Vin=240VAC, Fi=60Hz			0.75	mA
η	Efficiency	Full Load, Vin=230VAC, Detail to see Rating Chart	See Rating Chart			
ΔVoi	Line Regulation	Full Load, Vin=100~120VAC	0.5		1	%
ΔVoL	Load Regulation	Vin=230VAC, 10~90% Load Change at Condition	3		10	%
OVP	Over Voltage Protection	Over Voltage Protection	112		132	%
OLP	Over Load Protection	Recovers automatically after fault condition is removed	110		150	%
ttr	Time of Transient Response	Io=Full Load to Half Load, Vin=110VAC			4	ms
thu	Hold-Up Time	Full Load, Vin=100VAC	See Rating Chart			
ts	Start-up time	Full Load, Vin=100~240VAC			3	s
Tc	Temperature Coefficient	Full load, Vin=100~240VAC			±0.04	%/°C
HV	Dielectric Withstanding Voltage (P-S)	Primary to Secondary			4242	VDC
Vpg	Dielectric Withstanding Voltage (P-G)	Primary to PE			2121	VDC
EMI	EMC Emission	Compliance to EN55022 (CISPR22)			B	Class

Environmental:

Symbol	Characteristic	Condition	Min.	Typ.	Max.	Unit
To	Operating Temperature	Detail to see Fig.2 (Derate linearly from 100% load at 25°C to 50% load at 70°C)	-20		70	°C
Ts	Storage Temperature	10 ~ 95% RH	-40		85	°C
Ho	Operating Humidity	non-condensing	0		95%	RH
Hs	Storage Humidity		0		95%	RH
ESDa	Electro Static Discharge	Air Discharge, IEC61000-4-2			8	kV
ESDc	Electro Static Discharge	Contact Discharge, IEC61000-4-2			4	kV
MTBF	Mean Time Between Failure	Operating Temperature at 25°C, Calculated per MIL-HDBK-217F	100k			h
ELEV	Operating Altitude (Elevation)	All condition			2000	m
VBR	Vibration	10 ~ 500Hz, 10min./1cycle, 60min. each along X, Y, Z axes			5	G
Vsl	Surge Voltage	Line-Neutral			1	kV
Vsg	Surge Voltage	Line-PE & Neutral-PE			2	kV

IPU130 series

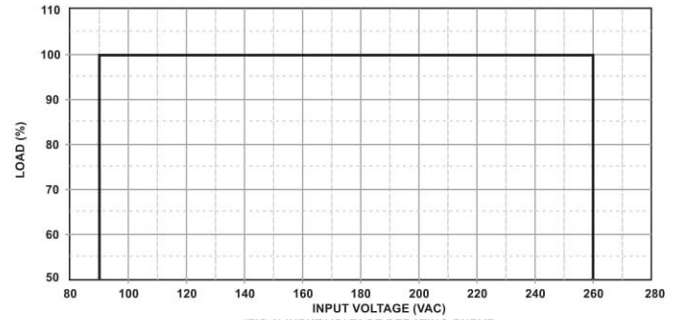
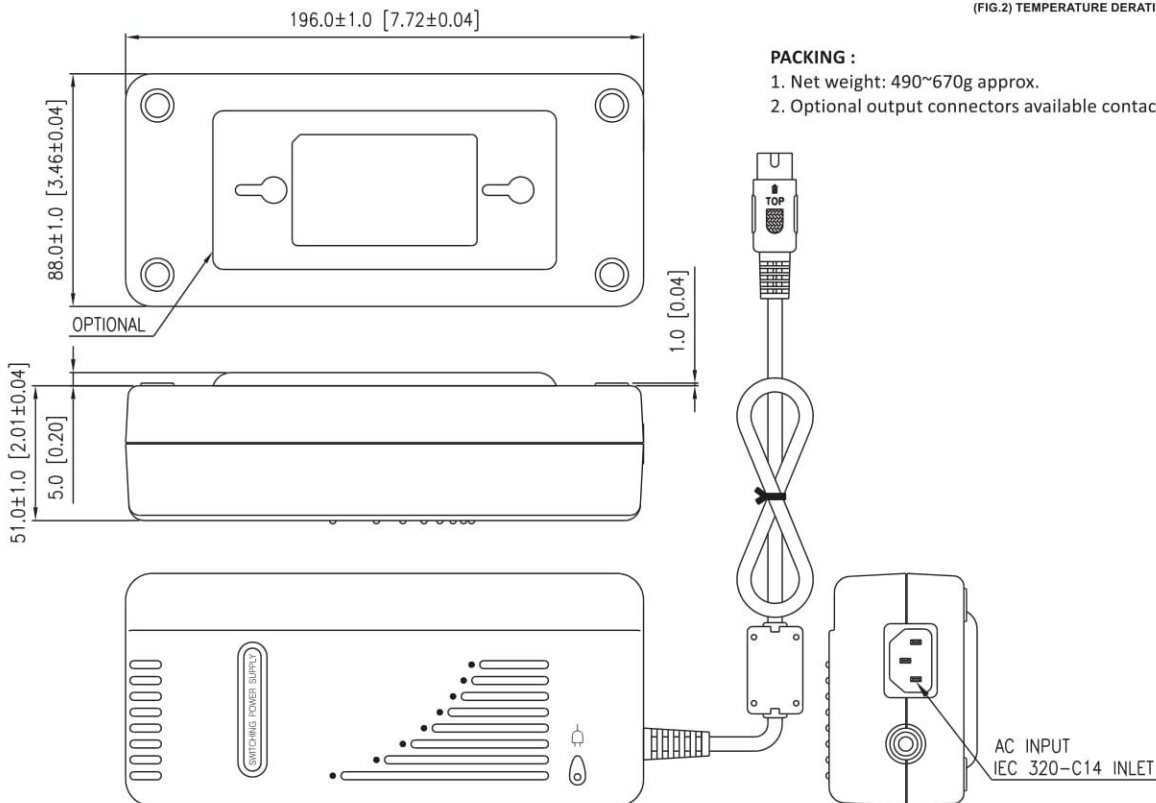
V1.1

130W External Power Supply for Industrial Purpose

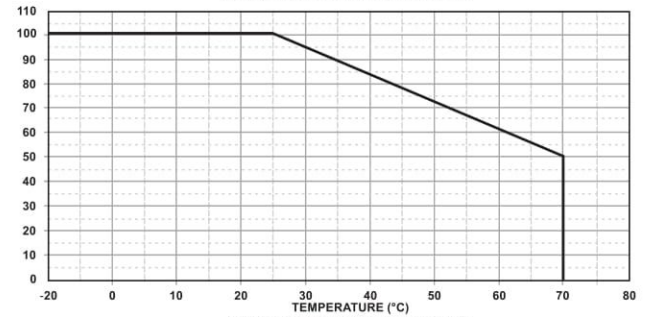
SPECIFICATION NOTE :

1. Output can provide up to peak load when the power supply starts up. Continuous staying in more than rated load is not allowed.
2. At factory, in 60% rated load condition, each output is checked to be within voltage accuracy.
3. Line regulation is defined by changing $\pm 10\%$ of input voltage from nominal line at rated load.
4. Load regulation is defined by changing $\pm 40\%$ of measured output load from 60% rated load.
5. Ripple & noise is measured by using 20MHz bandwidth limited oscilloscope and terminated each output with a 0.47 μ F capacitor at rated load and nominal line.
6. Hold up time is measured from the end of the last charging pulse to the time which the main output drops down to low limit of main output at rated load and nominal line.
7. Efficiency is measured at rated load, and nominal line.

MECHANICAL DIMENSIONS: (UNIT: mm)



(FIG.1) INPUT VOLTAGE DERATING CURVE



(FIG.2) TEMPERATURE DERATING CURVE

PACKING :

1. Net weight: 490~670g approx.
2. Optional output connectors available contact sales for details.

Rating Chart: (Single Output)

MODEL NO.	Setting Voltage Range (Factory setting, can't be adjusted)		Output Current (Based on the output volt.)		Maximum Output Power (W)	Ripple & Noise (mVp-p)	Total Regulation (%)	Typ. Efficiency (%)	Typ. No Load Consumption (W)	Hold-Up Time (ms)	Protection Mode
	min	max	min	max							
	(VDC)	(VDC)	(A)	(A)							
IPU130-101	3.0	5.0	18.00	30.00	90	66	±10	60	7.0	50	Hiccup
IPU130-102	5.0	6.0	19.16	23.00	115	60	±7	65	7.5	50	Hiccup
IPU130-103	6.0	8.0	16.25	21.60	130	80	±7	70	7.0	50	Hiccup
IPU130-104	8.0	11.0	11.80	16.25	130	110	±5	80	7.5	50	Hiccup
IPU130-105	11.0	13.0	10.00	11.80	130	130	±5	80	7.5	50	Hiccup
IPU130-106	13.0	16.0	8.12	10.00	130	160	±5	80	7.0	50	Hiccup
IPU130-107	16.0	21.0	6.19	8.12	130	200	±5	80	7.5	50	Hiccup
IPU130-108	21.0	27.0	4.81	6.19	130	200	±5	80	7.5	50	Hiccup
IPU130-109	27.0	33.0	3.93	4.81	130	250	±5	80	7.5	50	Hiccup
IPU130-110	33.0	40.0	3.25	3.93	130	250	±3	80	9.0	50	Hiccup
IPU130-111	40.0	50.0	2.60	3.25	130	300	±3	80	8.2	50	Hiccup
IPU130-112	50.0	55.0	2.36	2.60	130	300	±3	80	8.5	50	Hiccup

Rating Chart: (Multi Output)

MODEL NO.	Setting Voltage Range (Factory setting, can't be adjusted)	Output Current (Based on the output volt.)		Maximum Output Power	Ripple & Noise	Total Regulation	Typ. Efficiency	Typ. No Load Consumption	Hold-Up Time	Protection Mode
		min	max							
		(VDC)	(A)							
IPU130-200	+3.3	4.0	20.0	90	66	±7	70	8.5	50	Hiccup
	+12.0	0.0	2.0		120	±5				
IPU130-201	+5.0	4.0	20.0	120	50	±7	70	8.5	50	Hiccup
	+12.0	0.0	2.0		120	±5				
IPU130-201-1	+5.0	2.0	10.0	110	50	±5	70	7.5	50	Hiccup
	+12.0	1.0	5.0		120	±10				
IPU130-202	+5.0	4.0	20.0	120	50	±7	70	7.5	50	Hiccup
	+15.0	0.0	2.0		150	±5				
IPU130-203	+5.0	4.0	20.0	120	100	±7	70	7.5	50	Hiccup
	+24.0	0.2	2.0		240	±5				