

FEATURES

- Medical 60601-1 3.1rd Edition approved
- Meet IEC60601-1-2 Ed4:2014
- Meet DOE level VI and EU Tier 1 Efficiency requirements
- 3-pole IEC320-C14 AC inlet
- Build-in 40x40x10mm DC fan with fan speed control
- Earth leakage current : < 190uA @264VAC
- Altitude during operation: up to 3000m.
- No load Power consumption < 210mW
- 3 year warranty

ELECTRICAL SPECIFICATIONS

- Input range : 90 - 264VAC
- Frequency : 47 - 63Hz
- Power Factor : > 0.95 @115VAC; > 0.90 @230VAC @full load
- Inrush current : < 65A peak @115VAC; < 130A peak @230VAC cold start @25°C
- Input current (rms) : 3.5A @90VAC; 1.75A @264VAC max.
- Efficiency : > 88% @average load, 115/230VAC
- Maximum output power (Po) : 250Watts
- Hold-up time : > 16ms typical @full load, 115VAC
- Short Circuit Protection: Auto-recovery
- Over Load Protection: Auto-recovery
- Over Voltage Protection: Shutdown and latch off, AC recycle

ENVIRONMENTAL

- Operating temperature : -20 to +60°C (Derate linearly 2.5% per °C from 41 to 60°C)
(Derate linearly 1.0% per °C from -1 to -20°C)
- Storage temperature : -20°C to +85°C
- Humidity: 10% ~ 90%.
- MTBF : > 140,000 hours at full load and 25°C ambient temperature

DC OUTPUT & FEATURES

Model	Output Rating		Po	O/P Regulation	Ripple & Noise(Vp-p)	DOE Efficiency	EU ErP
PW-M250A4-1Y120E	12V	20.83A	250W	±5%	240mV	VI	Tier 1
PW-M250A4-1Y160E	16V	15.63A	250W	±5%	300mV	VI	Tier 1
PW-M250A4-1Y190E	19V	13.16A	250W	±5%	300mV	VI	Tier 1
PW-M250A4-1Y200E	20V	12.5A	250W	±5%	300mV	VI	Tier 1
PW-M250A4-1Y240E	24V	10.42A	250W	±5%	300mV	VI	Tier 1
PW-M250A4-1Y360E	36V	6.94A	250W	±5%	300mV	VI	Tier 1
PW-M250A4-1Y480E	48V	5.21A	250W	±5%	300mV	VI	Tier 1

- Note:**
1. Ripple and noise are measured at oscilloscope 20MHz bandwidth by a 10uF electrolytic capacitor and a 0.1uF ceramic capacitor in parallel at output connector.
 2. -20 to -10°C output characteristics Output regulation are ±6% for 36V



RoHS Compliant

Dimension : L188.5 × W104.5 × H60 mm (7.42" × 4.1" × 2.36")
Weight : 1.05 kgs. (2.31 lbs.)

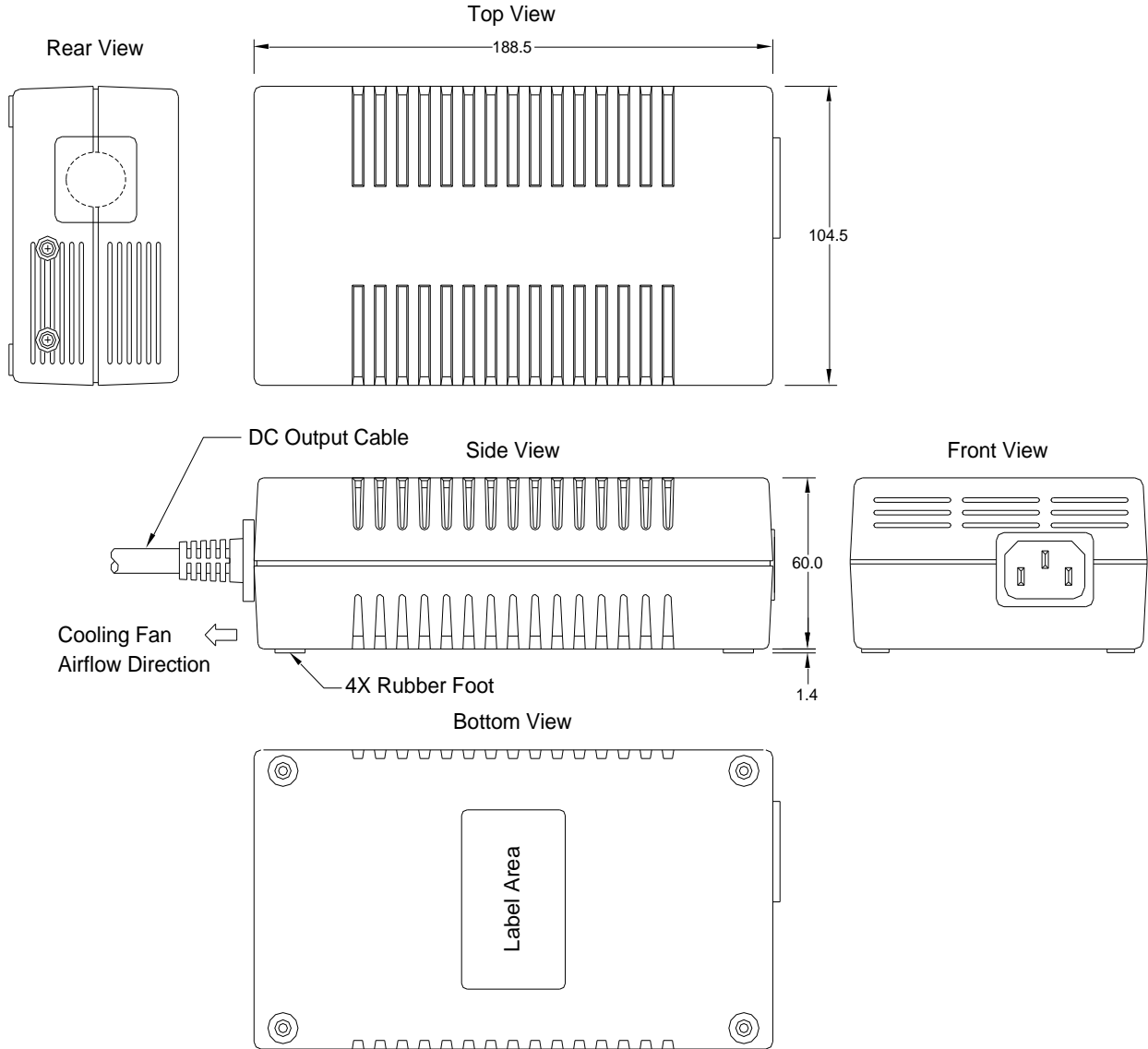
SAFETY STANDARDS

UL60601-1 3.1rd Edition
CSA-C22.2 No.60601-1 3.1rd Ed.
EN60601-1 3.1rd Edition
IEC EN60601-1 3.1rd Edition

EMC STANDARDS

EN60601-1-2 Ed4:2015
IEC60601-1-2 Ed4:2014
EN55011 Class B
FCC Part 18 Class B
CE

MECHANICAL SPECIFICATION

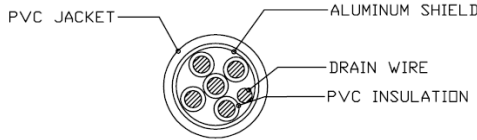


- Note:
1. AC Inlet : IEC320-C14
 2. Plastic Case Color : Black
 3. Tolerance : $\pm 0.5\text{mm}$
 4. Unit : mm

MECHANICAL SPECIFICATION

MATCHING CONNECTORS

DC output cable: 5C+1,UL2464, 16AWG, VW-1, 80°C,300V



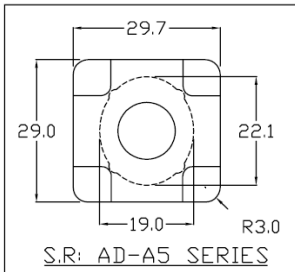
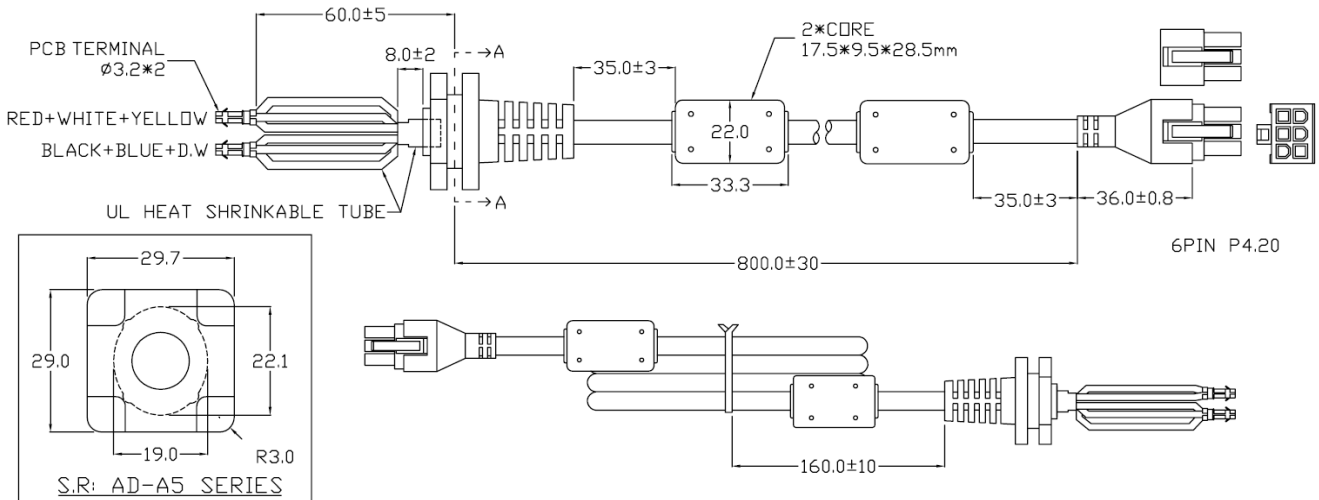
[2464#16AWG 5C+1(16AWG)]
SECTIONAL DRAWING

- 1.BLUE (GND)
- 2.BLACK (GND)
- 3.D.W (GND)



- 4.RED (+V)
- 5.WHITE (+V)
- 6.YELLOW (+V)

FRONT VIEW
6P DIN



SECTION A-A

[包装方式]

Derating Curve

