

FEATURES

- Medical 60601-1 3rd Edition approved
- Meet IEC60601-1-2 Ed4:2014
- Meet DOE level VI and EU tier 1 Efficiency requirements
- 3-pole IEC320-C14 AC inlet
- Build-in 40x40x10mm DC fan with fan speed control
- Earth leakage current : < 190uA @264VAC
- Altitude during operation: up to 3000m.
- No load Power consumption < 210mW
- 3 year warranty

ELECTRICAL SPECIFICATIONS

- Input range : 90 - 264VAC
- Frequency : 47 - 63Hz
- Power Factor : > 0.95 @115VAC; > 0.90 @230VAC @full load
- Inrush current : < 65A peak @115VAC; < 130A peak @230VAC cold start @25°C
- Input current (rms) : 3A @90VAC; 1.5A @264VAC max.
- Efficiency : > 88% @average load, 115/230VAC
- Maximum output power (Po) : 200Watts
- Hold-up time : > 16ms typical @full load, 115VAC
- Short Circuit Protection: Auto-recovery
- Over Load Protection: Auto-recovery
- Over Voltage Protection: Shutdown and latch off, AC recycle

ENVIRONMENTAL

- Operating temperature : -20 to +60°C (Derate linearly 2.5% per °C from 51 to 60°C)
(Derate linearly 1.0% per °C from -1 to -20°C)
- Storage temperature : -20°C to +85°C
- Humidity: 10% ~ 90%.
- MTBF : > 140,000 hours at full load and 25°C ambient temperature

DC OUTPUT & FEATURES

Model	Output Rating		Po	O/P Regulation	Ripple & Noise(Vp-p)	Efficiency Level
PW-M200A3-1Y120E	12V	16.66A	200W	±5%	240mV	VI
PW-M200A3-1Y160E	16V	12.50A	200W	±5%	300mV	VI
PW-M200A3-1Y190E	19V	10.53A	200W	±5%	300mV	VI
PW-M200A3-1Y200E	20V	10A	200W	±5%	300mV	VI
PW-M200A3-1Y240E	24V	8.33A	200W	±5%	300mV	VI
PW-M200A3-1Y360E	36V	5.555A	200W	±5%	300mV	VI
PW-M200A3-1Y480E	48V	4.166A	200W	±5%	300mV	VI

- Note:**
1. Ripple and noise are measured at oscilloscope 20MHz bandwidth by a 10uF electrolytic capacitor and a 0.1uF ceramic capacitor in parallel at output connector.
 2. -20 to -10°C output characteristics Output regulation are ±7% for 36V.



RoHS Compliant

Dimension : L188.5 × W104.5 × H60 mm (7.42" × 4.1" × 2.36")
Weight : 0.94 kgs. (2.07 lbs)

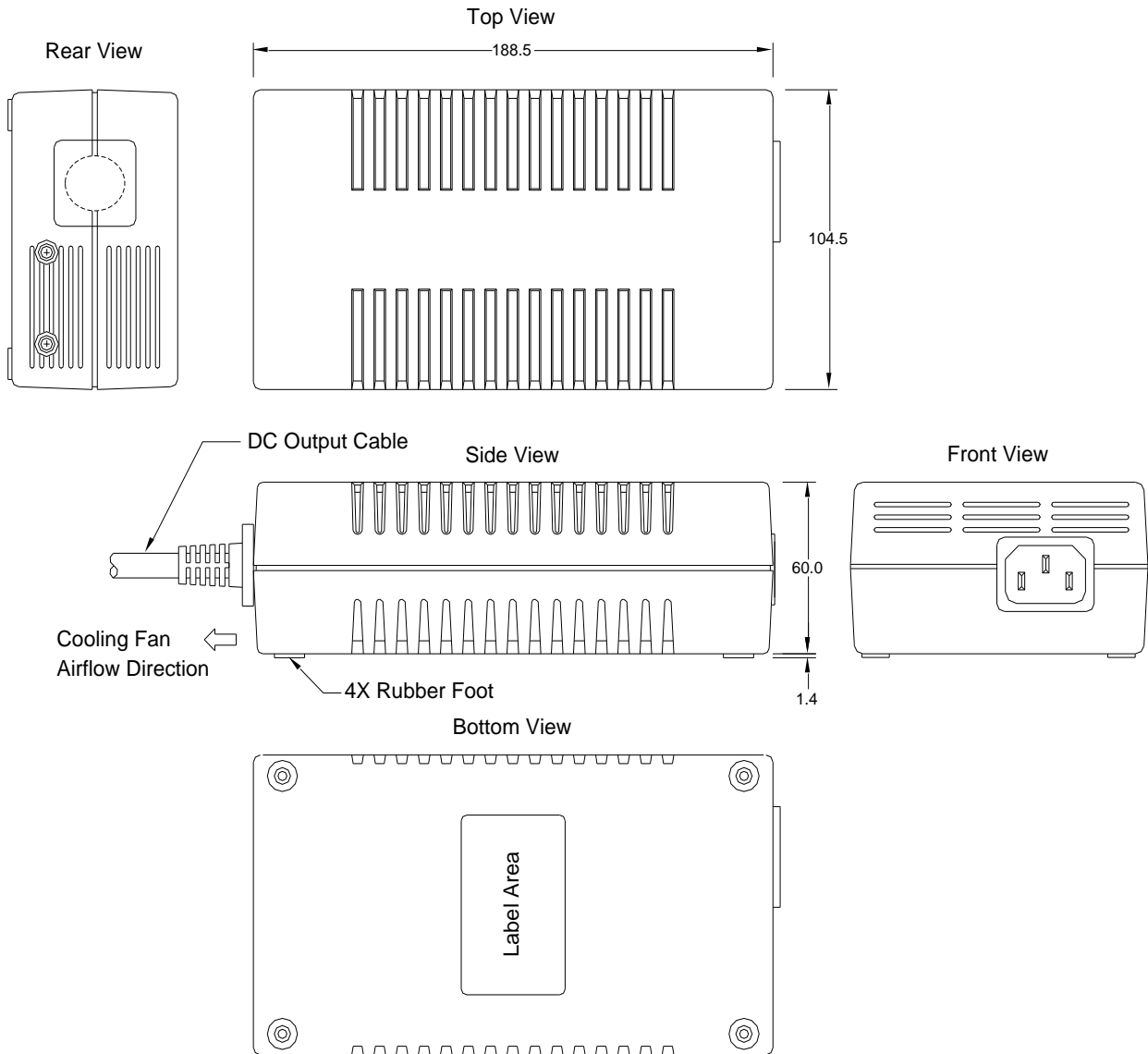
SAFETY STANDARDS

UL60601-1 3rd Edition
CSA-C22.2 No.60601-1 3rd Edition
EN60601-1 3rd Edition
IEC EN60601-1 3rd Edition

EMC STANDARDS

EN60601-1-2
IEC60601-1-2 Ed4:2014
EN55011 Class B
FCC Part 18 Class B
CE

MECHANICAL SPECIFICATION

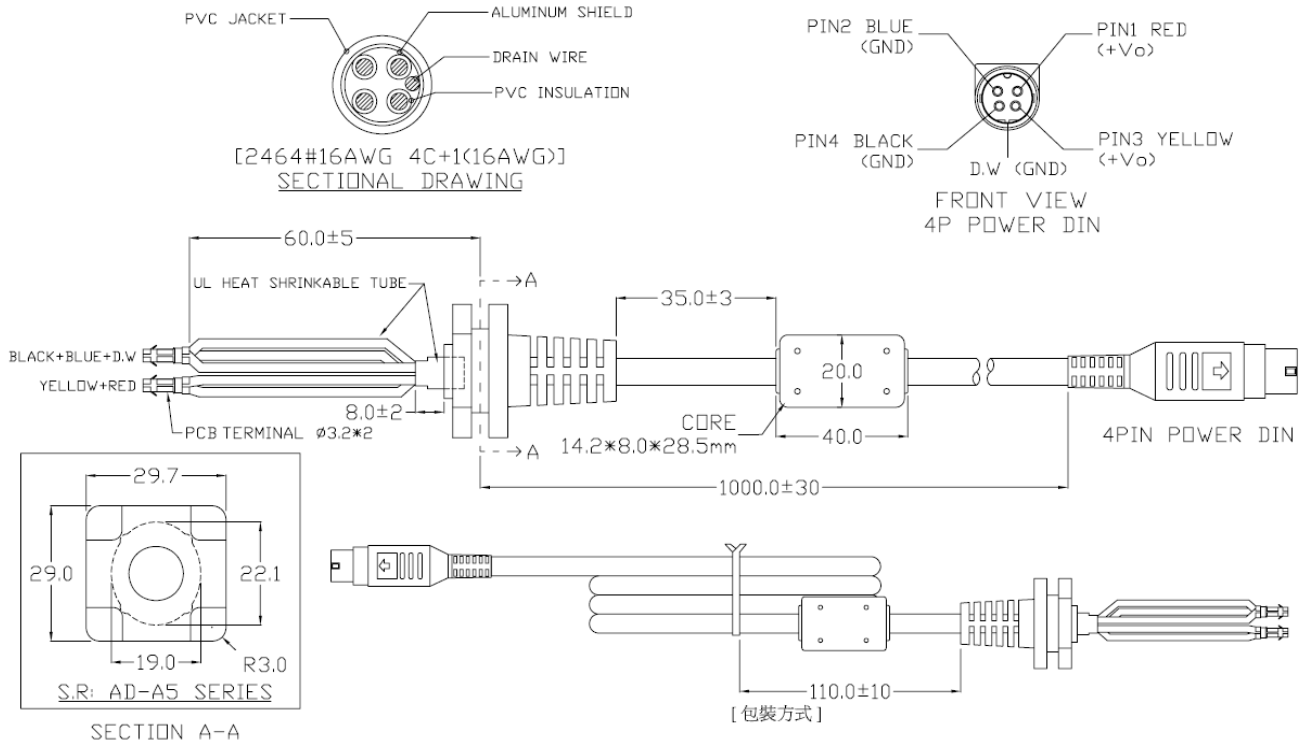


- Note:
- 1. AC Inlet : IEC320-C14
 - 2. Plastic Case Color : Black
 - 3. Tolerance : $\pm 0.5\text{mm}$
 - 4. Unit : mm

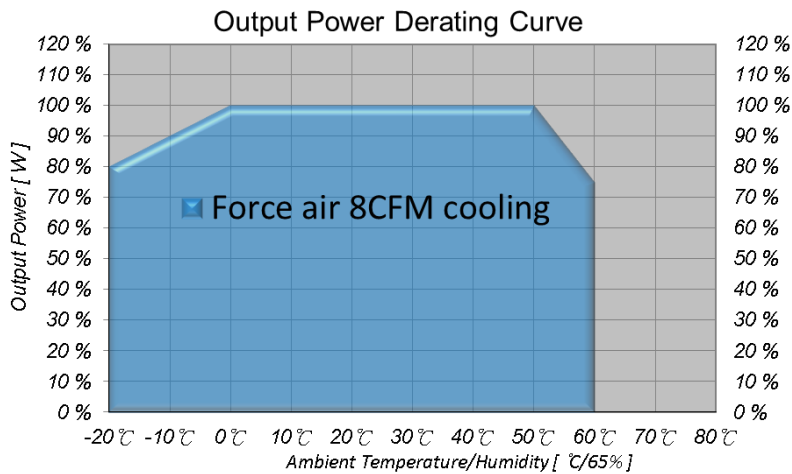
MECHANICAL SPECIFICATION

MATCHING CONNECTORS

DC output cable: 4C+1, UL2464, 16AWG, 1,000mm with 4-Pin Power DIN connector



Derating Curve



FEATURES

- Medical 60601-1 3rd Edition approved
- 3-pole IEC320-C14 AC inlet
- Fully meet Efficiency Level V requirements
- Build-in 40x40x10mm DC fan with fan speed control
- Earth leakage current : < 228uA @264VAC
- No load Power consumption < 500mW
- 3 year warranty

ELECTRICAL SPECIFICATIONS

- Input range : 90 - 264VAC
- Frequency : 47 - 63Hz
- Power Factor : > 0.95 @115VAC; > 0.90 @230VAC @full load
- Inrush current : < 65A peak @115VAC; < 130A peak @230VAC cold start @25°C
- Input current (rms) : 3A @90VAC; 1.5A @264VAC max.
- Efficiency : > 87% @average load, 115/230VAC
- Maximum output power (Po) : 200Watts
- Hold-up time : > 16ms typical @full load, 115VAC
- Short Circuit Protection: Auto-recovery
- Over Load Protection: Auto-recovery
- Over Voltage Protection: Shutdown and latch off, AC recycle



RoHS Compliant

Dimension : L188.5 × W104.5 × H60 mm (7.42" × 4.1" × 2.36")
Weight : 1.06 kgs. (2.34 lbs)

SAFETY STANDARDS

UL60601-1 3rd Edition
CSA-C22.2 No.60601-1 3rd Edition
EN60601-1 3rd Edition
IEC EN60601-1 3rd Edition

EMC STANDARDS

EN60601-1-2
FCC Part 18 Class B
EN55011 Class B
CE

ENVIRONMENTAL

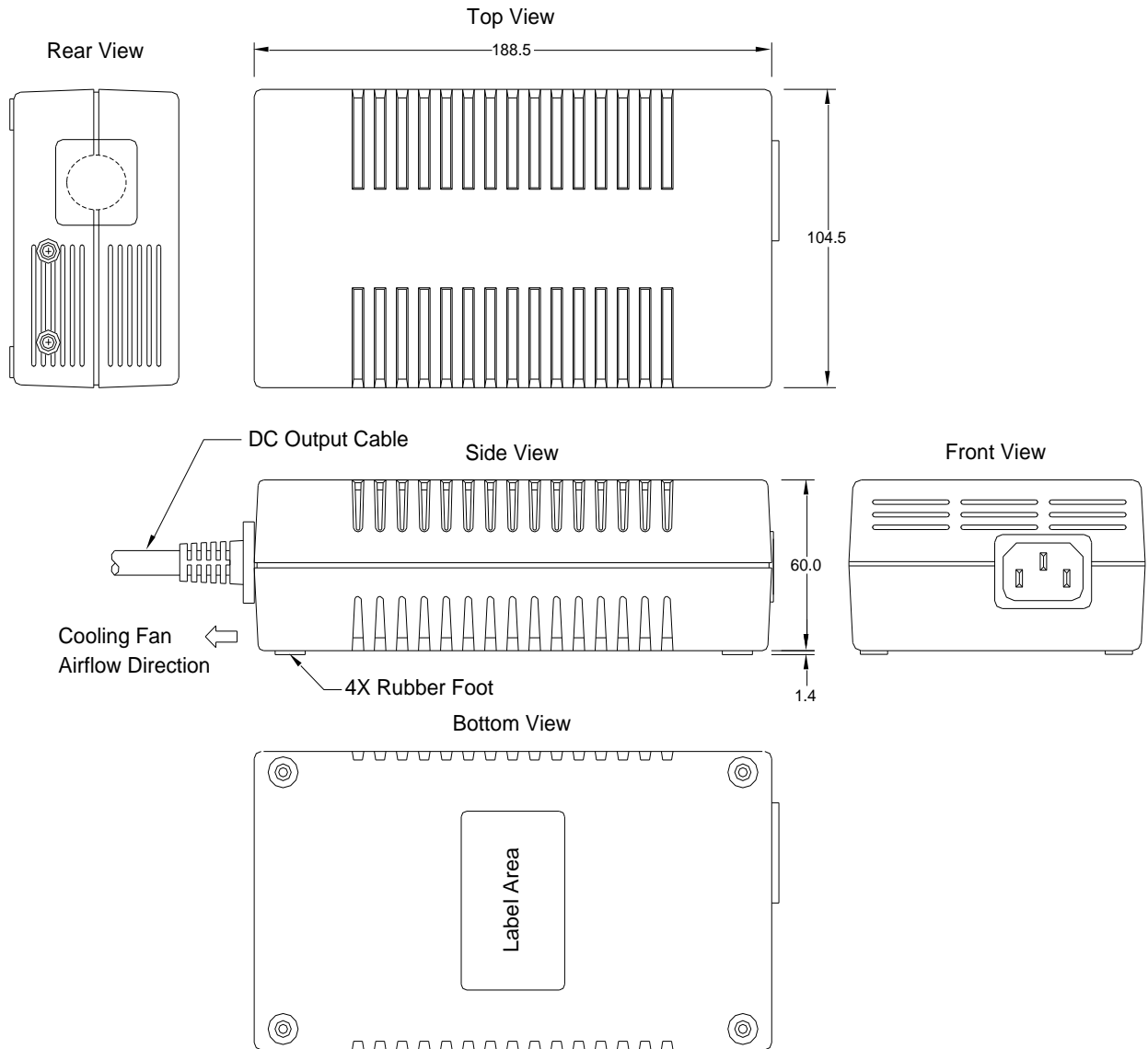
- Operating temperature : 0 to +70°C (Derate linearly 2.5% per °C from 51 to 70°C)
- Storage temperature : -20°C to +85°C
- Humidity: 10% ~ 95%.
- MTBF : > 140,000 hours at full load and 25°C ambient temperature

DC OUTPUT & FEATURES

Model	Output Rating		Po	O/P Regulation	Ripple & Noise(Vp-p)	Efficiency Level
PW-M200A3-1Y120E	12V	16.66A	200W	±5%	240mV	V
PW-M200A3-1Y160E	16V	12.50A	200W	±5%	300mV	V
PW-M200A3-1Y190E	19V	10.53A	200W	±5%	300mV	V
PW-M200A3-1Y200E	20V	10A	200W	±5%	300mV	V
PW-M200A3-1Y240E	24V	8.33A	200W	±5%	300mV	V
PW-M200A3-1Y360E	36V	5.555A	200W	±5%	300mV	V
PW-M200A3-1Y480E	48V	4.166A	200W	±5%	300mV	V

Note: 1. Ripple and noise are measured at oscilloscope 20MHz bandwidth by a 10uF electrolytic capacitor and a 0.1uF ceramic capacitor in parallel at output connector.

MECHANICAL SPECIFICATION



- Note:
1. AC Inlet : IEC320-C14
 2. Plastic Case Color : Black
 3. Tolerance : $\pm 0.5\text{mm}$
 4. Unit : mm

STANDARD OUTPUT CABLE

1. AWM 2464 # 16AWG / 4C + SHIELDING, UL 80°C 300V VW-1, 1000 mm \pm 30mm(MIN)
2. Depends on customers requirements.